



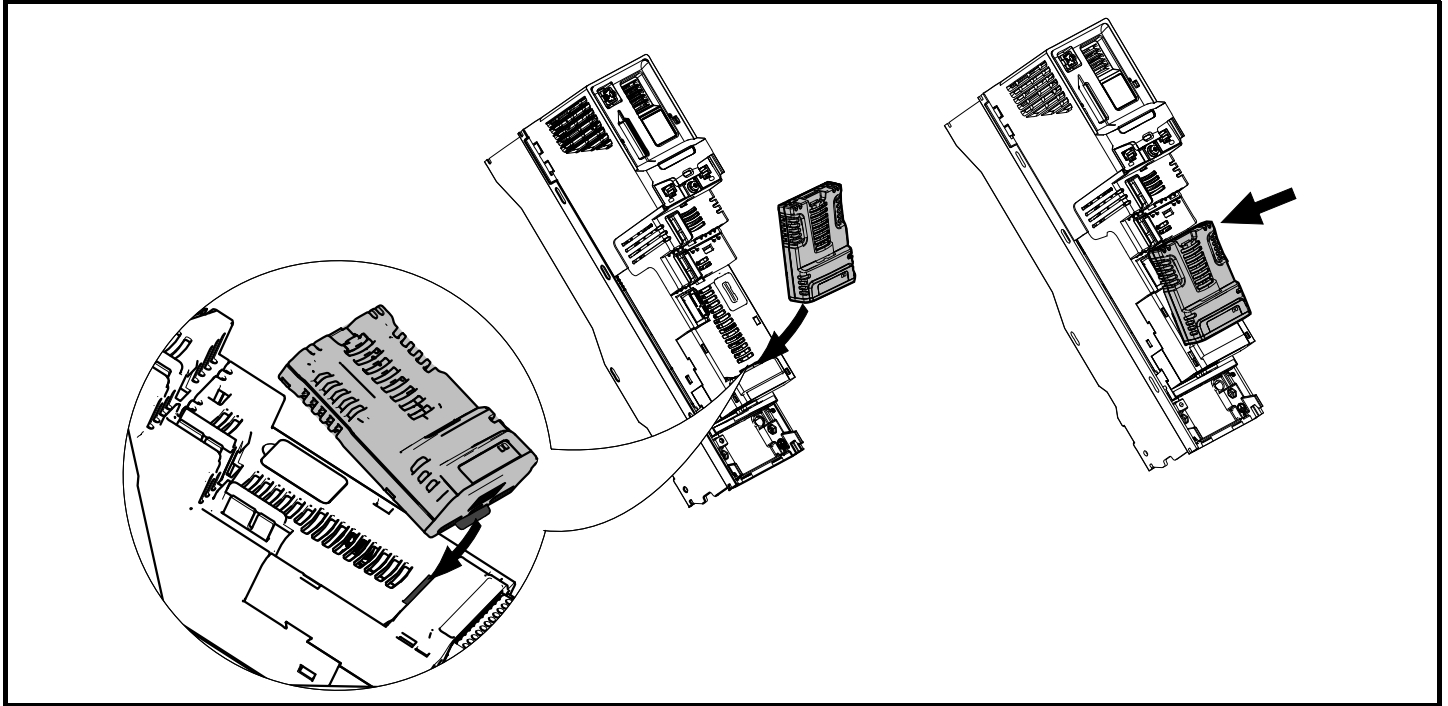
# Option Module Installation: Machine Controller



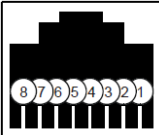
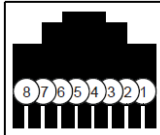


**CAUTION:** Power down the drive before installing / removing option modules. Failure to do so may result in damage to the product. Refer to section *Safety Information* in the appropriate drive manual.

**CAUTION**

## Installing an option module



Module	Color	Terminal information																																		
 MCi210	Moss Green	<div style="display: flex; justify-content: space-around;"> <div style="text-align: center;"> <p>Spade Connector</p>  </div> <div style="text-align: center;"> <p><b>A</b></p>  <table border="1"> <thead> <tr> <th>Ethernet</th> <th>Function</th> <th>Ethernet</th> <th>Function</th> </tr> </thead> <tbody> <tr> <td>1</td> <td>Transmit +</td> <td>5</td> <td>Not used</td> </tr> <tr> <td>2</td> <td>Transmit -</td> <td>6</td> <td>Receive -</td> </tr> <tr> <td>3</td> <td>Receive +</td> <td>7</td> <td>Not used</td> </tr> <tr> <td>4</td> <td>Not used</td> <td>8</td> <td>Not used</td> </tr> </tbody> </table> </div> <div style="text-align: center;"> <p><b>B</b></p>  <table border="1"> <thead> <tr> <th>Digital I/O</th> <th>Function</th> </tr> </thead> <tbody> <tr> <td>1</td> <td>Digital Input 1</td> </tr> <tr> <td>2</td> <td>Digital Input 2</td> </tr> <tr> <td>3</td> <td>Digital Input 3</td> </tr> <tr> <td>4</td> <td>Digital I/O 4</td> </tr> <tr> <td>5</td> <td>Digital Output 5</td> </tr> <tr> <td>6</td> <td>0V Common</td> </tr> </tbody> </table> </div> </div> <div style="text-align: right; margin-top: 10px;"> <p>Link/Activity indicators</p> <p><input type="checkbox"/> <input type="checkbox"/></p> <p><b>A B</b></p> </div>	Ethernet	Function	Ethernet	Function	1	Transmit +	5	Not used	2	Transmit -	6	Receive -	3	Receive +	7	Not used	4	Not used	8	Not used	Digital I/O	Function	1	Digital Input 1	2	Digital Input 2	3	Digital Input 3	4	Digital I/O 4	5	Digital Output 5	6	0V Common
Ethernet	Function	Ethernet	Function																																	
1	Transmit +	5	Not used																																	
2	Transmit -	6	Receive -																																	
3	Receive +	7	Not used																																	
4	Not used	8	Not used																																	
Digital I/O	Function																																			
1	Digital Input 1																																			
2	Digital Input 2																																			
3	Digital Input 3																																			
4	Digital I/O 4																																			
5	Digital Output 5																																			
6	0V Common																																			

For full details on any of the option modules, please refer to the appropriate option module user guide.



0478-0034-01